

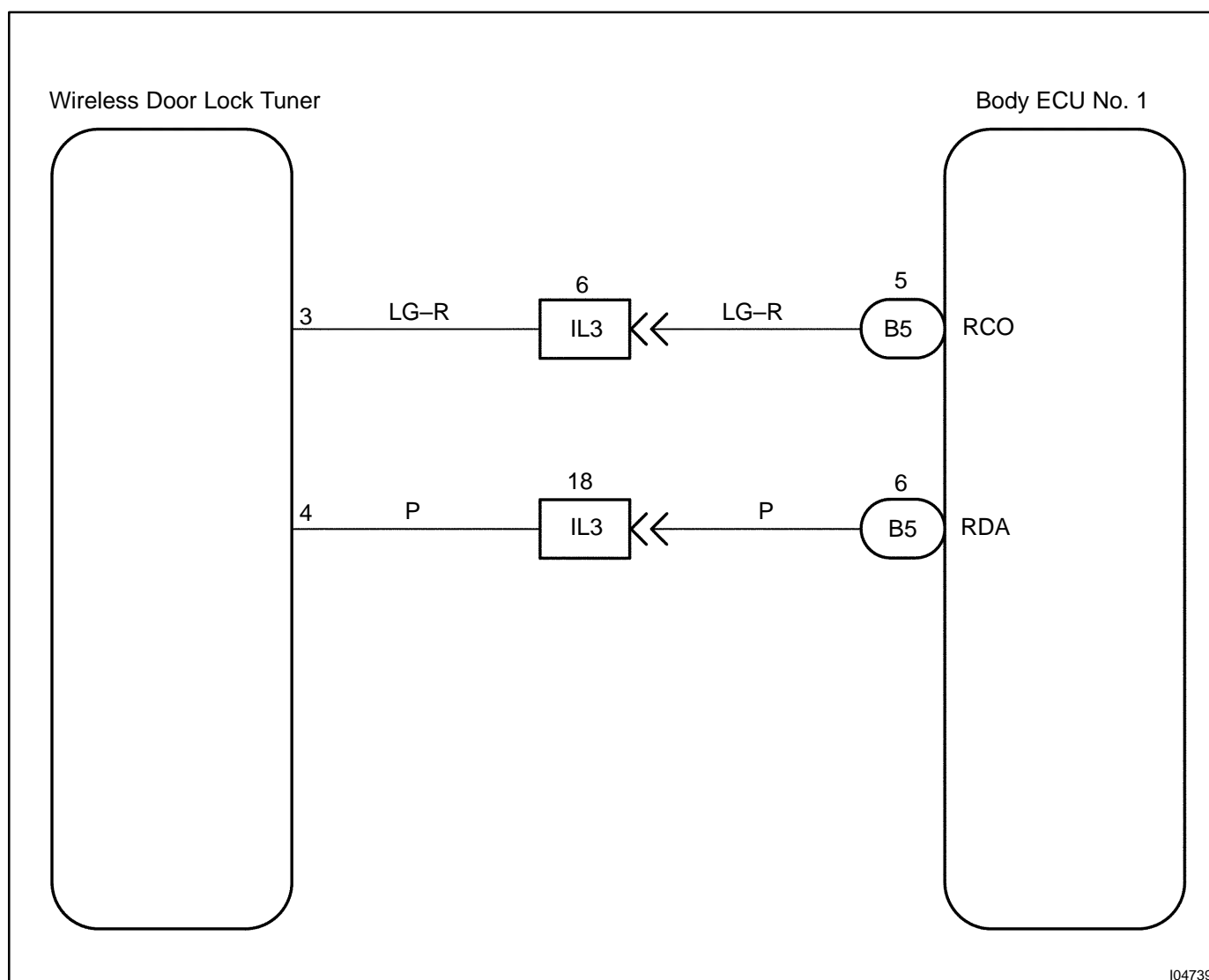
<b>DTC</b>	<b>B1242 / 42</b>	<b>Wireless door lock tuner circuit malfunction</b>
------------	-------------------	---

## CIRCUIT DESCRIPTION

This DTC is output when GND short of RDA terminal is detected.

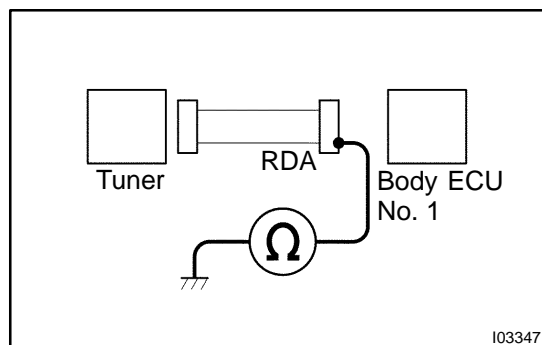
DTC No.	DTC Detecting Condition	Trouble Area
B1242/42	GND short of RDA terminal	<ul style="list-style-type: none"> <li>• Wireharness</li> <li>• Wireless door lock tuner</li> <li>• Body ECU No. 1</li> </ul>

## WIRING DIAGRAM



## INSPECTION PROCEDURE

## 1 Check wireharness.

**PREPARATION:**

Disconnect the connector of tuner and Body ECU No. 1.

**CHECK:**

Check the continuity between wireharness and body ground.

**OK:**

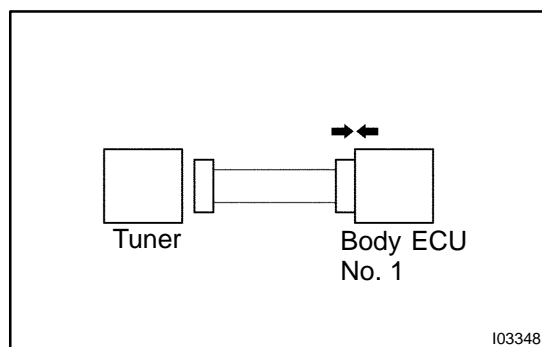
No continuity.

NG

Repair or replace the wireharness.

OK

## 2 Check Body ECU No. 1.

**PREPARATION:**

Connect the connector of Body ECU No. 1.

**CHECK:**

Check the DTC.

**OK:**

B1242/42 is not output.

NG

Replace the Body ECU No. 1.

OK

Replace the tuner.